


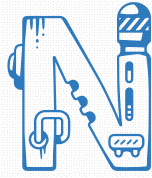
Always Wonder, Always Question, Always Think Science

LIVE SCIENCE 2



LiveABC

First Choice in Digital Language Learning





Never Get Wet



Let's discover it!



What do you see
in the picture? Draw
a triangle around
the answer.



Why is the candle changing into a liquid? Discuss with your friends and check.

☐

It is melting.

☐

It is freezing.

☐

It is boiling.



Let's do it!



Waterproof Sneakers

What do you need?



a white candle



a pair of sneakers



a hair dryer



a glass of water

What do you do?



Step 1

Prepare a **white candle**.



Step 2

Spread the **candle** on a **pair of sneakers** evenly.



Step 3

Use a **hair dryer** to melt the wax on the **sneakers**.



Step 4

Wait for the wax on the **sneakers** to **dry**.



Step 5

Drop some **water** on the **sneakers**. Did the **sneakers** get wet?



Let's try it!



A Which states are they? Discuss with your friends and check.



☐ Liquid ☐ Solid



☐ Liquid ☐ Solid




☐ Liquid ☐ Solid



☐ Liquid ☐ Solid



☐ Liquid ☐ Solid



☐ Liquid ☐ Solid



B Observe the sugar in the glasses. Discuss with your friends and draw.



1

Prepare a glass of cool water and a glass of hot water.




2

Add 3 spoons of sugar into each glass.


3

Draw what happened to the sugar in the cool water.





4

Draw what happened to the sugar in the hot water.



Let's learn it!

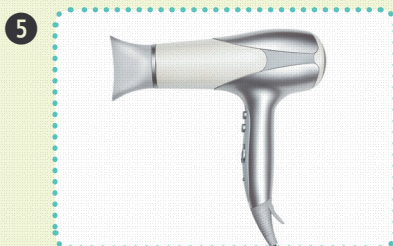
Find, color, and write.







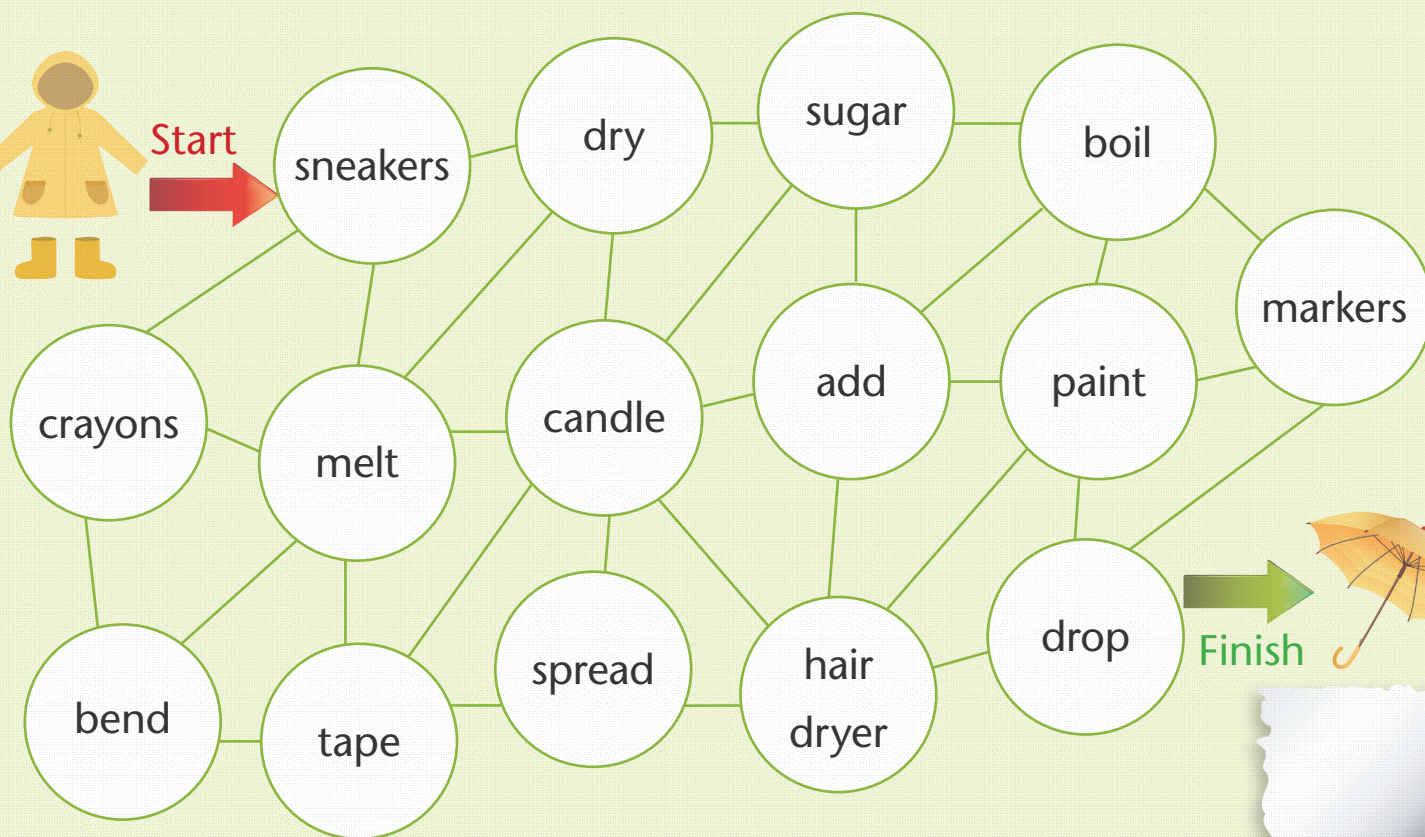








Start



Finish

