

# 16<sup>堂</sup> 培養 核心素養

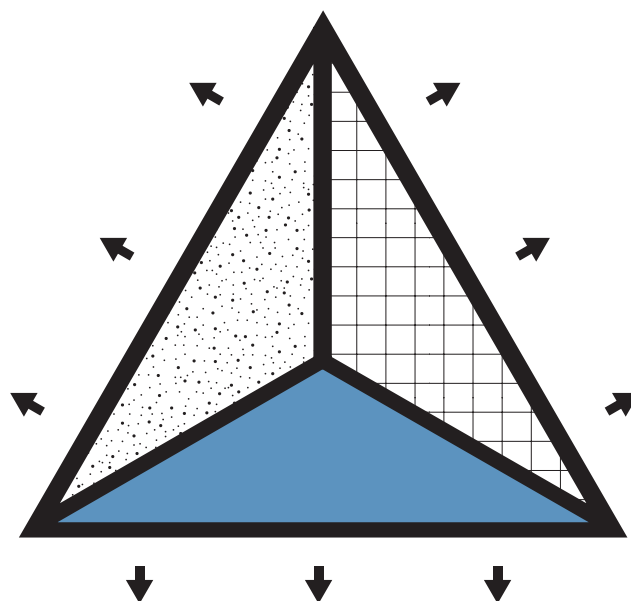
Developing Core Competencies in English through Reading (Advanced)

## 的**英文閱讀課**

學習歷程檔案活動本

PBL Workbook

進  
階  
篇



# 16<sub>堂</sub>培養核心素養

Developing Core Competencies in English through Reading (Advanced)

## 的英文閱讀課 | 進階篇 |

學習歷程檔案活動本

P B L W o r k b o o k

發行人 鄭俊琪

總編輯 王琳詔

作者 蔡宛臻

責任編輯 吳雨儂

英文編輯 Niall Longobardi · Jack Hessey

藝術總監 李尚竹

美術編輯 黃郁臻

出版發行 希伯崙股份有限公司

105 台北市松山區八德路三段 32 號 12 樓

劃撥：1939-5400

電話：(02) 2578-7838

傳真：(02) 2578-5800

電子郵件：Service@LiveABC.com

官方網站 [www.LiveABC.com](http://www.LiveABC.com)

法律顧問 朋博法律事務所

印刷 禹利電子分色有限公司

出版日期 2020 年 9 月 初版一刷

本書若有缺頁、破損、裝訂錯誤，請寄回本公司更換。

版權所有，禁止以任何方式，在任何地方作全部或局部翻印、仿製或轉載

© 2020 by LiveABC Interactive Corporation

All rights reserved. Printed in Taiwan

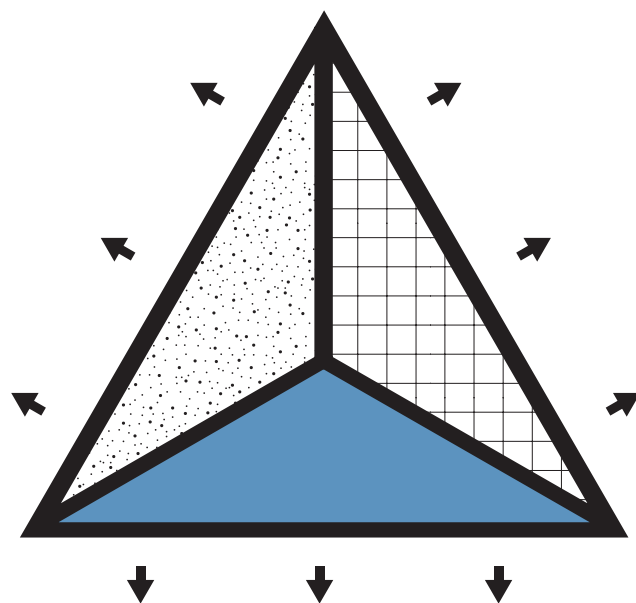
# 16<sup>堂</sup> 培養 核心素養

Developing Core Competencies in English through Reading (Advanced)

## 的英文閱讀課

學習歷程檔案活動本

PBL Workbook



LiveABC

英語數位學習第一品牌

進  
階  
篇

# TABLE OF CONTENTS


如何使用本書 6

## Unit 1

### Designing an Infographic: My Favorite Animal

設計資訊圖表

9



## Unit 2

### Vlogging: Filming Your "How-to" Video Clip

拍攝短片：第一次……就上手



15

## Unit 3

### Writing a Host's Script: Be a Travel YouTuber

撰寫旅遊  
YouTuber  
主持稿

21



## Unit 4

### Introduce a Traditional Festival to Foreigners

向外國人介紹傳統節慶



27

## Unit 5

### Creating a Digital Mind Map

發展數位心智圖



33

## Unit 6

### Planning Your Reading for Different Purposes

規劃不同的閱讀目的



39

## Unit 7

### Problem-solving: Dealing with Offensive Scenarios

規劃問題解決方案：  
化解尷尬

45



## Unit 8

### Surveying Using a Questionnaire and Analyzing the Data

設計問卷並分析結果



51

## Unit 9

### Evaluating for Target Sales Markets

評估最佳銷售方案

57



## Unit 10

### Experience Designing: One Day Mini-package Tour

成為體驗設計師：  
設計一日微型團體遊



63

## Unit 11

### Taking Notes: Strategies and Outcomes for Middle Schoolers

中學生的閱讀筆記

69



## Unit 12

### Writing for Specific Purposes: A Petition to Save the Earth

特定目的寫作：環保請願書

75



## Unit 13

### Applying the KWL Chart to Current Issues

運用 KWL 策略圖解構重大議題

81



## Unit 14

### Comparing and Contrasting the Features of Major Social Media Platforms

比較當紅社群網站特色

87



## Unit 15

### Identifying Fake News and Media Manipulation

分辨假新聞與媒體操縱的伎倆

93



## Unit 16

### Creating a Scientific Device

來點科學，再加點幻想

99





## LEARNING OVERVIEW 如何使用本書

《16 堂培養核心素養的閱讀課》以閱讀策略貫串全書，導入多元素養題組，對於文本理解、分析及應用，提供使用者及教學者更寬廣的思考面向。針對新課綱所強調的素養導向學習與學習歷程檔案的呈現，以及如何落實在英文閱讀課，實屬不易。

本書設計的 16 個主題式學習活動單，以各單元的閱讀策略為中心，設計出漸進式素養學習活動，脫胎自文本，提供學生閱讀到寫作的發揮空間；規劃學習遷移思考活動，產出具個人特色的學習歷程檔案，並結合大學學群，使用者可就學習準備度、興趣與個人學習風格，在英文閱讀課堂輕鬆累積學習軌跡與成就。



### Before We Start

鏈結能力

連接課文，運用多元智慧，以網絡圖學習法（Graphic Organizers）分析整併思考框架，梳理文本脈絡。

Unit 1

Name: \_\_\_\_\_ No: \_\_\_\_\_  
Class: \_\_\_\_\_ Date: \_\_\_\_\_

**Designing an Infographic: My Favorite Animal**

**Before We Start**  
Scan the QR code and listen to the fun facts about farming Adelle penguins.  
• Cornell note-taking art below.

**Adelle Penguins**

NOTES COLUMN

- Adelle Penguins

Unit 1

LEVEL 1

DEVELOPING CORE COMPETENCIES IN ENGLISH THROUGH READING, ADVANCED LEVEL

### Before We Start

Scan the QR code and listen to the structure of the text, which may include the introduction, the benefits, and the usage of coconut oil. Also, focus on the materials for making coconut oil lip balms and figure out their function in the following table.

提供活動說明與課文 QR code，為使用者實作演練的輔助，讓讀者依據活動設計，梳理並複習課文脈絡。

Unit 2

Name: \_\_\_\_\_ No: \_\_\_\_\_  
Class: \_\_\_\_\_ Date: \_\_\_\_\_

**Vlogging: Filming Your "How-to" Video Clip**

**Before We Start**  
Scan the QR code and listen to the structure of the text, which may include the introduction, the benefits, and the usage of coconut oil. Also, focus on the materials for making coconut oil lip balms and figure out their function in the following table.

WHAT YOU NEED	WHY YOU NEED IT
virgin coconut oil	
honey	
beeswax	
empty container	
beaker	
spoon	
saucepan	

Unit 2

LEVEL 2

DEVELOPING CORE COMPETENCIES IN ENGLISH THROUGH READING, ADVANCED LEVEL

Unit 13

Name: \_\_\_\_\_ No: \_\_\_\_\_  
Class: \_\_\_\_\_ Date: \_\_\_\_\_

**Applying the KWL Chart to Current Issues**

**Before We Start**  
Scan the QR code and listen to the report on the amazing sightseeing spots you can visit in Belgium. What do you know about this country? Have you ever been there? If yes, share your experience of Belgium with your class. If not, what do you think a trip to Belgium would be like?

Before listening: What I know about Belgium	After listening: What I want to know about Belgium	After the class: What I have learned about Belgium

Unit 13

LEVEL 13

DEVELOPING CORE COMPETENCIES IN ENGLISH THROUGH READING, ADVANCED LEVEL





## Plan in Action

規劃能力

就每單元所設計的學習表現，透過逐步引導，發展搜尋、比較、排序資料等高層次能力指標，從點、線、面不同角度搭建、發展作品。

**Plan in Action**

The KWL chart clarifies what I **KNOW**, what I **WANT TO KNOW**, and what I have **LEARNED**. It is a good tool to retrieve, to acquire, and to preview your learning in a more structured way.

**STEP 1**

Choose 1 of the 17 Sustainable Development Goals (SDGs) launched by the United Nations (UN) that interests you most.

**Development Goals (SDGs)**

**ICONS SET 01, 17 SDG GOALS**

**STEP 2**

I chose # \_\_\_\_\_ as my target of research.

**STEP 3**

The rationale behind the choice: \_\_\_\_\_

Unit 13

DEVELOPING CORE COMPETENCIES IN ENGLISH THROUGH READING: ADVANCED LEVEL

**Plan in Action**

When organizing a "how-to" video clip, you have to decide what to "teach" in a step-by-step guide. Mostly the instructions start with regular verbs.

**STEP 1**

Here are the ingredients and procedures for making a simple sponge cake. Scan the QR code and read:

**STEP 2**

Click on the wikiHow and write down the ingredients and procedures.

**Simple Sponge Cake**

Ingredients

Procedures

**STEP 3**

Browse the website for inspiration for your own "how-to" clip. I would like to film a \_\_\_\_\_ Vlog.

Things I need for this vlog:

- ☒ cell phone
- \_\_\_\_\_
- \_\_\_\_\_
- \_\_\_\_\_

Unit 2

DEVELOPING CORE COMPETENCIES IN ENGLISH THROUGH READING: ADVANCED LEVEL



## Project in Action

執行能力

透過實際產出的學習成果，以多元評量概念檢視、修改、省思，完整豐富學習歷程。

**Project in Action**

Collect the necessary information for your infographic, such as physical characteristics, habitats, and ways to conserve them.

① Choose your preferred online tool for making an infographic.

② Options: Canva (<https://www.canva.com/>); Venngage (<https://venngage.com/>)

③ Example:

④ Your Draft the final version should be saved digitally:

⑤ Reflection: What are the key elements of an infographic?

\_\_\_\_\_

\_\_\_\_\_

\_\_\_\_\_

Unit 1

DEVELOPING CORE COMPETENCIES IN ENGLISH THROUGH READING: ADVANCED LEVEL

**Project in Action**

① Visit the website of a famous experience tour:

② Design a one-day tour of the city you live in.

③ Your tour must include: three meals, one museum visit, one handicraft experience, and one special event.

**CHECKLIST FOR THE ONE-DAY TOUR**

- location
- meals
- accommodation
- museum exhibition
- handicraft
- experience
- route map
- transport
- other s

Reflection: If you felt bored after joining a package tour, what do you think were the main reasons and how do you avoid scams by travel agencies?

\_\_\_\_\_

\_\_\_\_\_

\_\_\_\_\_

**Project in Action**

① Visit the "Cave2" website (<https://www.cave2.com/>), register for an account, and start a petition for the environment.

② The screenshot shows the very first step of your petition.

③ Once you finish your petition share the link to ask other people to join you.

④ Paste the link to your petition below.

Link to your petition: \_\_\_\_\_

Strategies used: \_\_\_\_\_

Reflection: What are the differences between petitions and casual letters?

\_\_\_\_\_

\_\_\_\_\_

\_\_\_\_\_

Unit 12

DEVELOPING CORE COMPETENCIES IN ENGLISH THROUGH READING: ADVANCED LEVEL

本書涵蓋的十六份學習歷程活動單你都完成了嗎?請在自我評量後打「✓」

✓	學習內容 Topic	閱讀策略 Reading Strategy	學習表現 End Product	18學群對應 Module
	<b>Unit 1</b> Adélie Penguins: Clumsy, Cute, and Charming	Identifying Topic Sentences	Designing an Infographic: My Favorite Animal 設計資訊圖表	生物資源
	<b>Unit 2</b> The Benefits of Coconut Oil	Following Explicit Instructions	Vlogging: Filming Your "How-to" Video Clip 拍攝短片：第一次……就上手	大眾傳播
	<b>Unit 3</b> Travel Emergencies—Don't Get Caught Unprepared	Understanding Key Terms	Writing a Host's Script: Be a Travel YouTuber 撰寫旅遊YouTuber主持稿	遊憩與運動
	<b>Unit 4</b> Carnival Fun around the World	Understanding Vocabulary from Context	Introduce a Traditional Festival to Foreigners 向外國人介紹傳統節慶	文史哲
	<b>Unit 5</b> An Egg a Day Is A-OK	Making Connections	Creating a Digital Mind Map 發展數位心智圖	管理
	<b>Unit 6</b> Is It Still Safe to Eat? Understanding Food Date Labels	Planning Your Reading for Different Purposes	Planning Your Reading for Different Purposes 規劃不同的閱讀目的	外語
	<b>Unit 7</b> Around the World in 80 Apologies	Making Inferences	Problem-solving: Dealing with Offensive Scenarios 規劃問題解決方案：化解尷尬	社會與心理
	<b>Unit 8</b> British English vs. American English	Using Questions to Be an Active Reader	Surveying Using a Questionnaire and Analyzing the Data 設計問卷並分析結果	數理化
	<b>Unit 9</b> Blank It, Don't Blow It	Understanding Textual Organization	Evaluating for Target Sales Markets 評估最佳銷售方案	財經
	<b>Unit 10</b> Don't Be a Victim: Learn How to Avoid Hotel Booking Schemes	Identifying Important Details	Experience Designing: One Day Mini-package Tour 成為體驗設計師：設計一日微型團體遊	遊憩與運動
	<b>Unit 11</b> Fire Safety Dos and Don'ts	Taking Notes	Taking Notes: Strategies and Outcomes for Middle Schoolers 中學生的閱讀筆記	管理
	<b>Unit 12</b> Tips and Tricks for Email Excellence	Understanding Purpose and Tone	Writing for Specific Purposes: A Petition to Save the Earth 特定目的寫作：環保請願書	地球與環境
	<b>Unit 13</b> Belgium—A Country for All Moods	Previewing	Applying the KWL Chart to Current Issues 運用KWL策略圖解構重大議題	社會與心理
	<b>Unit 14</b> How Instagram Is Changing Our Lives	Recognizing Supporting Details	Comparing and Contrasting the Features of Major Social Media Platforms 比較當紅社群網站特色	大眾傳播
	<b>Unit 15</b> Throwaway Future	Recognizing the Writer's Attitude and Biases	Identifying Fake News and Media Manipulation 分辨假新聞與媒體操縱的伎倆	大眾傳播
	<b>Unit 16</b> The Pros and Cons of Genetically Modified Foods	Synthesizing Information	Creating a Scientific Device 來點科學，再加點幻想	數理化工程