

Always Wonder, Always Question, Always Think Science

LIVE SCIENCE



LiveABC

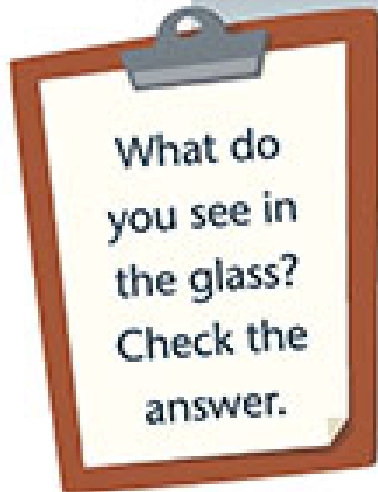
First Choice in Digital Language Learning



Secret Pictures



Let's discover it!



How do they look in the glass? Discuss with your friends and color.

☐ They look thick.

☐ They look straight.

☐ They look round.

☐ They look bent.




Let's do it!



What do you need?


The Disappearing Picture



markers



a ziplock bag




a blank piece of paper

a glass of water

What do you do?

STEP
1



Use **markers** to draw something on a **blank piece of paper**.

STEP
2



Put the **paper** into a **ziplock bag** and close the **bag**.

STEP
3



Draw something else on the **ziplock bag**.

STEP
4



Put the **ziplock bag** into a **glass of water**.

STEP
5





Observe the **paper** and the **ziplock bag**. Has anything disappeared?




Let's try it!

- A** What are other examples of refraction? Discuss with your friends and circle them.




- B** Prepare a pencil and a glass of water. Put the pencil in different parts of the glass. Observe and match.


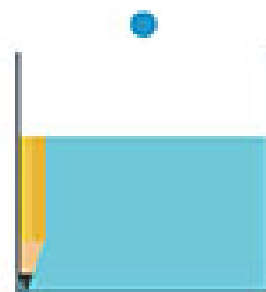
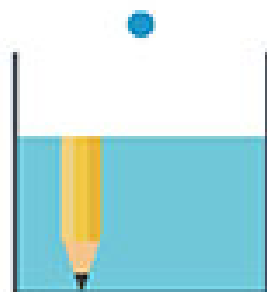

1



2



3



Let's learn it!

A Unscramble and write.




utps

pprae

ssue

aterw

- 1 Jill p_____ts the vase on the table.
- 2 Carlos u_____es the computer every evening.
- 3 The teacher gives everyone a piece of p_____r.
- 4 May I have a glass of w_____r, please?



B Write and circle.

1 d_____w



2 m_____rs



3 z_____k b_____g



4 o_____e

